

PEES Power Systems

How to connect the base station battery cable



Overview

Adjust the base stations so that the front panels are facing toward the center of the play area. Important: Use only the power cables and adapters that came with your. How do I connect my battery to my home WiFi network?

This article will help you connect your battery to your WiFi. This step-by-step guide will walk you through the process, helping you seamlessly connect your Steam Base Stations and get ready to immerse yourself in the world of VR gaming. Make sure that the base stations are installed outside the play area and securely set up from being accidentally struck, dropped, or bumped to. "Secure and Safe Ways to Connect Cables to a Battery" Learn how to safely and securely connect a cable to a battery post with this easy-to-follow guide.

How to connect the base station battery cable



Connect Student Support Tools

Looking for Connect Support? Below are videos and guides for the most common Connect student support topics. Please contact us if you can't find what you need, and our team will be happy to assist.

Utilizing the Motoma base station battery in conjunction with the

Unlock the potential of your power setup by following our clear instructions on connecting MOTOMA #LiFePO4 #BaseStationBattery to a #Voltronic inverter using the BMS cable. This



Support any customization

Inkjet Color label LOGO



Installation and hardware , Base Help Center

This article will help you connect your battery to your WiFi. It will also help you troubleshoot internet connectivity issues. How do I test my Base battery? This article explains how you can simulate a ...

Gigaset C385

⌘ First insert the battery cover at the top
a. ⌘ Then press the cover b until it clicks into place. If you need to open the battery cover, for instance to replace the batteries, place your fingertip in the cavity on ...



Connect , Learning Software , McGraw Hill Higher Education

With Connect, each of your students can enjoy a personalized digital learning experience designed to help them optimize study time and ramp up their grade potential.

The Right Way to Connect Battery Terminals and Cables #battery

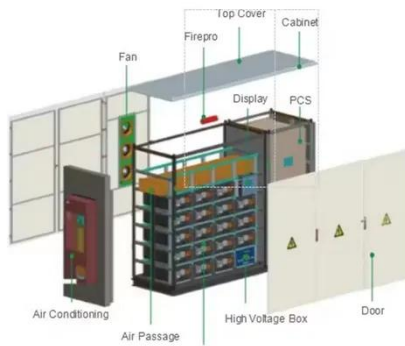
"Secure and Safe Ways to Connect Cables to a Battery" Learn how to safely and securely connect a cable to a battery post with this easy-to-follow guide.



Remote Access , Novant Health


This page provides instructions for team members on how to access Novant Health internal sites and work

applications from personal devices. Novant Health depends on its most valuable asset: its ...



McGraw Hill Education

Sign in to McGraw Hill Education to access educational tools and resources for enhanced learning and teaching.



Garmin Connect

Running, walking, cycling, swimming, skiing, triathlons - no matter how you move, you can record your active lifestyle on Garmin Connect. It's the only online community created specifically for Garmin ...

How to connect the battery cabinet communication base station ...

As two important protection mechanisms in base station power cabinets, LLVD and

BLVD play a crucial role in ensuring the stable operation of base station equipment, extending battery life,



Station Battery

Never connect a solid fuel generator to a battery using standard cables - only use heavy cables. A battery will make a generator produce full power - 20 000 W which is 4 times greater of that ...

Installing SteamVR Base Station 2.0

Adjust the base stations so that the front panels are facing toward the center of the play area. Attach the power cables to the base stations, and then plug each of the adapter into a power outlet to turn them ...



How Do I Connect Steam Base Stations? A Step-by-Step Guide


However, the process of connecting and setting up these base stations can be



daunting for beginners. This step-by-step guide will walk you through the process, helping you seamlessly ...

Sign In , Connect , McGraw Hill

By continuing to browse this site you are agreeing to our use of cookies. Review use of cookies for this site.



Sign In , Connect , McGraw Hill

Forgot your password? By clicking "Sign In", I confirm that I have read and agree to the terms of the McGraw Hill Terms of Use, the Video Viewing Notice, the Consumer Purchase Terms if applicable, ...

Connect Access Code and Purchase FAQ

Get the answers you're looking for in this easy-to-use FAQ document that covers commonly asked questions about

Connect access codes and purchasing options, including topics about temporary ...



McGraw-Hill Connect

Home of Peer Review.



TSSC Installation and Setup Guide

Prior to power up of the Base (when directed in the TSSC Installer App), the Ethernet communications link must be connected to the residence's router. The connection is from an Ethernet port on the ...



Contact Us

For catalog requests, pricing, or partnerships, please visit:
<https://www.peregrine-energy.co.za>

